

21.22

JAI BHARATH CHARITABLE TRUST  
G.LNO:NEW CASE/ADIT (E)-IV  
P.A.NO:AAA-TJ-0372 Q  
STATUS: TRUST


980 DR LAKSHMANSWAY SALAI  
K.K.NAGAR  
CHENNAI - 600 078

STATEMENT OF TOTAL INCOME FOR THE YEAR ENDING 31ST MARCH, 2022  
ASSESSMENT YEAR 2022-23

Gross Income			54,081,337
Less: 15% set apart			8,112,201
			45,969,137
Less: Amount spent towards objectives of the Trust			
- Revenue	44,573,857		
Less: Utilised for FORM 9A	0	44,573,857	
Capital Expenditure adjusted in earlier year -	5,427,417		
Less: Utilised for FORM 10			
Building & Equipments FY 2016-17 (AY 2017-18)	5,427,417		
			44,573,857
Short Utilization			1,395,280
		Tax on above	NIL
		TDS	
		Refund Due	-

Details of Accumulation

Financial Year	Assessment Year	Amount	Purpose	Utilised this Year	Balance	Period	Tax paid
2014-2015	2015-2016	48,701,415	Building & Equipments FY 2019-20	6,189,850	42,511,565	31.03.2020	16,800,000
2015-2016	2016-2017	33,496,330	Building & Equipments FY 2020-21	27,178,486	6,317,844	31.03.2021	1,953,783
2016-2017	2017-2018	6,147,440	Building & Equipments	5,427,417	720,023	31.03.2022	-
2017-2018	2018-2019	14,768,966	Building & Equipments	-	14,768,966	31.03.2023	-
2018-2019	2019-2020	10,782,309	Building & Equipments	-	10,782,309	31.03.2024	-
2020-2021	2021-2022	22,669,700	Building & Equipments	-	22,669,700	31.03.2026	-
		136,566,161		38,795,753	97,770,408		



**JAI BARATH CHARITABLE TRUST - CONSOLIDATION**  
# 980, Dr Lakshmanasamy Salai, K.K. Nagar, Chennai - 600 078

**BALANCE SHEET AS AT 31ST MARCH 2022**

S.NO	PARTICULARS	SCH	AS AT 31.03.2022 (Rs.)	AS AT 31.03.2021 (Rs.)
<b>I.</b>	<b>SOURCES OF FUNDS :</b>			
A	General Fund	1	433,306,251	438,926,818
B	Loan Funds	2	-	16,200,000
	<b>TOTAL</b>		<b>433,306,251</b>	<b>455,126,819</b>
<b>II.</b>	<b>APPLICATION OF FUNDS :</b>			
<b>C</b>	<b>FIXED ASSETS</b>	<b>3</b>		
	Gross Block		128,531,748	139,477,886
	Less : Depreciation		15,128,047	16,373,555
			<b>113,403,701</b>	<b>123,104,332</b>
D	Current Assets, Loans & Advances	4	322,753,181	335,892,618
E	Current Liabilities & Provisions	5	2,850,631	3,870,131
	<b>NET CURRENT ASSETS</b>	<b>(4-5)</b>	<b>319,902,550</b>	<b>332,022,487</b>
	<b>TOTAL</b>		<b>433,306,251</b>	<b>455,126,819</b>

PLACE: CHENNAI


DATE : 30/08/2022

For M/s. RAMACHANDRAN & MURALI

CHARTERED ACCOUNTANTS

FRN:002867S

For Jai Barath Charitable Trust




Managing Trustee

  
(R. RAMACHANDRAN)

PARTNER

M.No.026660



**JAI BARATH CHARITABLE TRUST - CONSOLIDATION**

# 980, Dr Lakshmanasamy Salai, K.K. Nagar, Chennai - 600 078


**INCOME AND EXPENDITURE ACCOUNT FOR THE YEAR ENDED 31ST MARCH 2022**

S.NO	PARTICULARS	SCH	FOR THE YEAR 31.03.2022 (Rs.)	FOR THE YEAR 31.03.2021 (Rs.)
I.	<b>INCOME :</b>			
	Fees Collections	6	33,281,377	40,809,287
	Other Income	7	20,799,960	33,461,157
	<b>TOTAL (A)</b>		<b>54,081,337</b>	<b>74,270,444</b>
II.	<b>EXPENDITURE :</b>			
	Establishment Expenses	8	30,234,935	29,427,085
	Repairs & Maintenance	9	1,045,268	1,491,050
	Other Expenses	10	6,903,019	5,439,422
	Administrative Expenses	11	6,390,635	4,281,192
	Depreciation	12	15,128,047	16,373,555
	<b>TOTAL (B)</b>		<b>59,701,904</b>	<b>57,012,304</b>
<b>Excess of Income over Expenditure/(Expenditure over Income)</b>			<b>(5,620,567)</b>	<b>17,258,140</b>

PLACE: CHENNAI

DATE : 30/08/2022

For Jai Barath Charitable Trust



Managing Trustee

For M/s. RAMACHANDRAN &amp; MURALI


CHARTERED ACCOUNTANTS

FRN:002867S

(R.RAMACHANDRAN)


PARTNER

M.No:026660

Chennai - 24  
Tel: 2473766  
2473767


## SCHEDULES TO BALANCE SHEET

PARTICULARS	Sub Sched	AS AT 31.03.2022	AS AT 31.03.2021
<b>SCHEDULE:1 - GENERAL FUND</b>			
Opening Balance		438,926,818	453,058,946
Less:Exceeds Of Expenditure Over Income		(5,620,567)	-
Add:Exceeds Of Income Over Expenditure			17,104,422
Less: Income Tax			(31,236,550)
		<b>433,306,251</b>	<b>438,926,818</b>
<b>SCHEDULE:2 - LOAN FUNDS</b>			
Loan from IOB		-	16,200,000
		-	<b>16,200,000</b>
<b>SCHEDULE 4 :</b>			
<b>CURRENT ASSETS, LOANS &amp; ADVANCES</b>			
Deposits (Asset)	2	663,814	663,814
Loans & Advances (asset)	3	3,363,287	4,331,961
Cash-in-Hand	4	16,797	52,030
Bank Accounts	5	314,536,857	329,219,899
Sundry Debtors		-	332,395
TDS Receivable		2,912,426	1,292,519
Advance Tax paid		1,260,000	-
		<b>322,753,181</b>	<b>335,892,618</b>
<b>SCHEDULE 5 :</b>			
<b>CURRENT LIABILITIES &amp; PROVISIONS</b>			
<b>CURRENT LIABILITIES :</b>			
EPF payable		202,702	200,008
TDS Payable		-	24,143
Mess Deposit		50,000	47,196
Sundry Creditor	6		763,553
ESI Payable - PEC		10,199	9,561
ESI Payable- ITI		700	640
Caution Deposits	1	2,587,030	2,825,030
		<b>2,850,631</b>	<b>3,870,131</b>







SUBSCHEDULES TO BALANCE SHEET			
S.NO	PARTICULARS	AS AT 31.03.2022	AS AT 31.03.2021
1	<b>CAUTION DEPOSITS :</b>		
	Caution Deposits - PEC	1,875,030	3,529,030
	Caution Deposits - PDPT	(712,000)	(704,000)
	<b>TOTAL</b>	<b>2,587,030</b>	<b>2,825,030</b>
2	<b>DEPOSITS (ASSET)</b>		
	Cylinder Deposit	17,935	17,935
	EB Deposit - PDPT	190,890	190,890
	EB Deposit - PEC	322,170	322,170
	EB Deposit - PITC	52,850	52,850
	Telephone Deposit - PDPT	37,303	37,303
	Telephone Deposit - PEC	42,666	42,666
	<b>TOTAL</b>	<b>663,814</b>	<b>663,814</b>
3	<b>LOANS &amp; ADVANCES (ASSET)</b>		
	Staff Advance	93,287	177,938
	Advance to Almighty Computer		-
	Advance to Selvam Mason		59,000
	Advance Space Builders		-
	Advance to Lingeswaran	10,000	10,000
	Advance to Ganashyam Kumar	1,355,000	1,355,000
	Advance to Ranjeet Kumar	495,000	495,000
	Advance to Sonu Kumar	1,360,000	1,360,000
	Educational Loan - PDPT		-
	Education Loan - PEC		-
	Rental Advances	50,000	80,000
	<b>Advances to Suppliers</b>		
	Fab Well Foofings		638,828
	Janata Steel Furnitures VNB		-
	Prachaar Solutions		-
	Prime Tech Instruments Chennai		-
	Sri Yogalakshmi Traders		-
	VI Microsystems Pvt Ltd Chennai		-
	Arun Cable Net Work		-
	Noel Technologies, Bangalore		92,800
	Advances to Astras & Doors Windows		63,395
	<b>TOTAL</b>	<b>3,363,287</b>	<b>4,331,961</b>
4	<b>CASH-IN-HAND :</b>		
	Cash	6,871	52,030
	<b>TOTAL</b>	<b>6,871</b>	<b>52,030</b>



SUBSCHEDULES TO BALANCE SHEET			
S.NO	PARTICULARS	AS AT 31.03.2022	AS AT 31.03.2021
5	<b>BANK ACCOUNTS</b>		
	Balance in SB/Current Account		
	Canara Bank A/C No:1322	1,530	1,590
	Canara Bank A/C No:1324		-
	Canara Bank A/C No:1400		-
	Indian Bank Trust A/C No:505809858		-
	P.A.C Bank A/c No.133 - PDPT		-
	P.A.C.Bank - A/c No.147 - PEC		-
	P.A.C.Bank A/c No.188 - PEC		-
	V.C.C.Bank A/c No.215 - PEC		-
	V.C.C.Bank A/c No.216 - PEC		-
	Syndicate Bank JBCT-2287	708,027	843,511
	Syndicate Bank VNB ITI 2500	498,944	203,731
	Syndicate Bank VNB PDPT 2398	1,577,265	977,325
	Syndicate Bank VNB PEC 2437	1,559,568	3,193,365
	Priyadarshini Engg Coll AICTE A/c-4782	105,149	-
	I.O.B. VNB-295102000000100	74,788	674
	I.O.B. VNB-295102000000101	0	1
	I.O.B. PEC A/c 295101000010565	891,878	165,902
	IOB,PEC,PMKVY A/C 295102000000308	-	-
	IOB,PEC PRERANA A/C NO.295101000010583	5,134	4,980
	Syndicate Bank Online - 4782	-	285,427
	Scholarship A/c	827,336	11,892,808
	Bank Accounts(Syndicate Bank 2403)	13,055	462,350
	Principal PEC RC Scholarship A/c -1550	61,850	-
	<b>BALANCE IN FIXED DEPOSIT A/C :</b>		
	FD Canara Bank - PDPT	930,348	978,489
	FD Canara Bank - PITC - 412/3	281,985	209,746
	FD Canara Bank - PEC	-	-
	FD - CANARA BANK	303,000,000	306,000,000
	FD Indian Overseer Bank	-	-
	TN.Power Fin And Inf.Dev.C-PEC	2,000,000	2,000,000
	Tn.Power Fin.And Inf.Dev.-PDPT	2,000,000	2,000,000
	<b>TOTAL</b>	<b>314,536,857</b>	<b>329,219,899</b>
6	<b>SUNDRY CREDITORS :</b>		
	Advance to Lingeshwaran R	-	-
	Adv Space Builders, Vellore	-	-
	APL Concrete	-	-
	Damodaran	-	-
	Babu M Fabrication work	-	-
	Anna Malaiyar Blue Metal	-	-
	Vector Computer Gallery	-	-
	Advance to karthik Interior	-	457,650
	Advance to candypop industries Chennai	-	206,500
	Advance To upvc windows	-	99,403
	<b>TOTAL</b>	<b>-</b>	<b>763,553</b>



SCHEDULES FORMING PART OF INCOME AND EXPENDITURE		
PARTICULARS	FOR THE YEAR ENDED 31.03.2022	FOR THE YEAR ENDED 31.03.2021
<b>SCHEDULE:6 FEES COLLECTIONS:-</b>		
Application Sales	213,500	157,500
Hostel Fees		-
Tuition Fees - ITI	567,000	357,500
Tuition Fees - PDPT	7,882,900	4,872,500
Tuition Fees - PEC	23,668,379	35,123,367
University Registration Fee-PEC		6,250
University sports fees	17,200	29,900
Bus Collection	932,398	262,270
	<b>33,281,377</b>	<b>40,809,287</b>
<b>SCHEDULE:7 OTHER INCOME</b>		
Certificate Collection	-	21,897
FD Interest	18,947,819	28,277,241
Xerox Collection	63,270	-
Fine Collection	99,500	403,780
Canteen Rent		72,000
Scrap Sales		-
Other Income	1,283,264	459,006
Interest on IT Refund		168,341
SB Interest	7,363	18,244
Creditors Write off		4,040,648
Bus fee Collection	42,222	
BC Scholarship	356,522	
	<b>20,799,960</b>	<b>33,461,157</b>
<b>SCHEDULE:8 ESTABLISHMENT EXPENSES</b>		
Salary	27,181,837	26,199,468
PF Employer Contribution	2,507,278	2,595,172
ESI Employer Contribution	130,225	134,669
Staff Welfare Expenses	202,373	277,702
Staff Group Insurance Charges	213,222	220,074
<b>TOTAL</b>	<b>30,234,935</b>	<b>29,427,085</b>
<b>SCHEDULE:9 REPAIRS &amp; MAINTENANCE</b>		
Maintenance	1,045,268	1,491,050
<b>TOTAL</b>	<b>1,045,268</b>	<b>1,491,050</b>






SCHEDULES FORMING PART OF INCOME AND EXPENDITURE		
PARTICULARS	FOR THE YEAR ENDED 31.03.2022	FOR THE YEAR ENDED 31.03.2021
<b>SCHEDULE:6 FEES COLLECTIONS:</b>		
Application Sales	213,500	157,500
Hostel Fees		-
Tuition Fees - ITI	567,000	357,500
Tuition Fees - PDPT	7,882,900	4,872,500
Tuition Fees - PEC	23,668,379	35,123,367
University Registration Fee-PEC		6,250
University sports fees	17,200	29,900
Bus Collection	932,398	262,270
	<b>33,281,377</b>	<b>40,809,287</b>
<b>SCHEDULE:7 OTHER INCOME</b>		
Certificate Collection	-	21,897
FD Interest	18,947,819	28,277,241
Xerox Collection	63,270	-
Fine Collection	99,500	403,780
Canteen Rent		72,000
Scrap Sales		-
Other Income	1,283,264	459,006
Interest on IT Refund		168,341
SB Interest	7,363	18,244
Creditors Write off		4,040,648
Bus fee Collection	42,222	
BC Scholarship	356,522	
	<b>20,799,960</b>	<b>33,461,157</b>
<b>SCHEDULE:8 ESTABLISHMENT EXPENSES</b>		
Salary	27,181,837	26,199,468
PF Employer Contribution	2,507,278	2,595,172
ESI Employer Contribution	130,225	134,669
Staff Welfare Expenses	202,373	277,702
Staff Group Insurance Charges	213,222	220,074
<b>TOTAL</b>	<b>30,234,935</b>	<b>29,427,085</b>
<b>SCHEDULE:9 REPAIRS &amp; MAINTENANCE</b>		
Maintenance	1,045,268	1,491,050
<b>TOTAL</b>	<b>1,045,268</b>	<b>1,491,050</b>

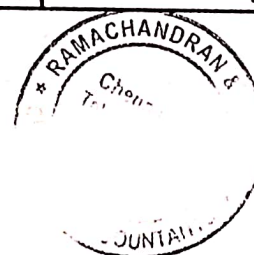




SCHEDULES FORMING PART OF INCOME AND EXPENDITURE		
PARTICULARS	FOR THE YEAR ENDED	FOR THE YEAR ENDED
	31.03.2022	31.03.2021
<b>SCHEDULE:10 ADMINISTRATIVE EXPENSES</b>		
Audit Fees	147,500	147,500
Bank Charges	40,355	46,042
Electricity Charges	895,265	956,966
Forwarding Charges	22,709	24,045
General Expenses	259,074	78,413
Medical Expenses	-	-
Petrol & Diesel Expenses-PEC	60,000	74,681
Petrol & Diesel Expenses-Transport	2,757,790	823,567
Pooja Expenses	26,030	43,787
Travelling & Conveyance	45,586	-
Building Insurance	132,457	99,866
Director Sitting Fees	1,739,767	1,186,730
Vehicle Insurance - Transport	776,486	799,595
<b>TOTAL</b>	<b>6,903,019</b>	<b>4,281,192</b>
<b>SCHEDULE:11 OTHER EXPENSES</b>		
Advertisement Charges	278,516	608,022
Books And Periodicals - PEC	100,302	29,143
Books And Periodicals - PDPT	8,266	14,230
UG & PG Online Registration Fees	763,789	136,457
Communication Expenses	56,278	618,244
Functions Expenses	6,759	28,423
Inspection & Affiliation Fees	535,000	318,000
Lab Consumables	56,440	32,233
Membership & Renewal	21,500	99,305
Computer Software Renewals	10,000	77,864
Website Renewal Charges	3,439	11,028
Legal Fee	110,000	35,200
Fines Paid	460	-
Loan Fd interest	187,935	-
Professional Charges	-	16,000
Rates & Taxes	796,548	405,770
Rates & Taxes - Transport	395,874	161,535
Land document Charges	50,400	-
Tuition Fees Refund	71,500	345,900
Hostel Fees Refund	-	-
Educational Loan Refund	11,400	99,463
Postage And Telegrams	14,349	33,027
Printing And Stationary	405,980	231,763
Sports And Culture	-	13,320
Student Welfare Expenses	397,744	167,610
Scholarship Expenses	-	80,000
Charity Donation Paid	110,000	226,000
Admission expense	1,788,000	1,250,000
Registration & Processing Fees	-	248,530
Certificate Charges	40,666	18,280
Examination Expenses	90,900	-
SC/ST Scholarship Refund	-	100,000
Bus Driver Beta	78,590	34,075
<b>TOTAL</b>	<b>6,390,635</b>	<b>5,439,422</b>



SUB SCHEDULES TO INCOME&EXPENDITURE ACCOUNT		
PARTICULARS	FOR THE YEAR ENDED 31.03.2022	FOR THE YEAR ENDED 31.03.2021
<b>APPLICATION SALES</b>		
Application Sales - PDPT	70,400	43,200
Application Sales - PEC	142,000	112,500
Application Sales - ITI	1,100	1,800
<b>TOTAL</b>	<b>213,500</b>	<b>157,500</b>
<b>HOSTEL FEES</b>		
Hostel Fees - PEC	-	-
<b>TOTAL</b>	<b>-</b>	<b>-</b>
<b>TUTION FEES - PEC</b>		
Tui Fees Arrears - PEC	5,674,679	20,529,172
Tui Fees PEC	-	-
Tuition Fees - PEC	17,993,700	14,594,195
<b>TOTAL</b>	<b>23,668,379</b>	<b>35,123,367</b>
<b>TUTION FEES - PDPT</b>		
Tui Fees Arrears - PDPT	3,084,900	1,593,000
Tuition Fees I DCE	151,500	35,000
Tuition Fees I DECE	60,000	23,000
Tuition Fees I DEEE	427,000	222,500
Tuition Fees I DME	364,500	274,500
Tuition Fees II DCE	111,000	50,000
Tuition Fees II DECE	200,000	52,000
Tuition Fees II DEEE	705,000	590,500
Tuition Fees II DME	921,500	624,500
Tuition Fees III DCE	74,000	59,000
Tuition Fees III DECE	75,000	58,000
Tuition Fees III DEEE	495,500	754,500
Tuition Fees III DME	1,213,000	538,000
Tuition Fees- PDPT	-	-
<b>TOTAL</b>	<b>7,882,900</b>	<b>4,872,500</b>
<b>TUTION FEES - ITI</b>		
Tui Fees Arrears - ITI	242,000	7,500
Tuition Fees I Electrician	105,500	65,500
Tuition Fees I Fitter	1,000	-
Tuition Fees II Electrician	75,000	72,000
Tuition Fees II Fitter	18,000	31,500
Tuition Fees II Mmv	11,000	52,000
Tuition Fees II R & A/C	37,500	70,500
Tuition Fees I Mmv	40,500	19,500
Tuition Fees I R&A/C	36,500	39,000
Tuition Fees - ITI	-	-
<b>TOTAL</b>	<b>567,000</b>	<b>357,500</b>




SUB SCHEDULES TO INCOME&EXPENDITURE ACCOUNT		
PARTICULARS	FOR THE YEAR ENDED 31.03.2022	FOR THE YEAR ENDED 31.03.2021
<b>ESTABLISHMENT EXPENSES</b>		
<b>SALARY</b>		
Salary To Administrator	-	-
Salary To PDPT Teaching & Non-Teaching Staff	5,928,195	5,960,201
Salary To Priyadarshini ITI	786,801	784,409
Salary To Security Staff	697,465	726,477
Salary To PEC Teaching Staff & Non Teaching Staff	19,615,054	18,594,957
<b>TOTAL</b>	<b>27,027,515</b>	<b>26,066,044</b>
<b>STAFF WELFARE EXPENSES</b>		
Staff Welfare Expenses - ITI	2,595	10,610
Staff Welfare Expenses - PDPT	29,616	27,827
Staff Welfare Expenses - PEC	170,162	239,265
<b>TOTAL</b>	<b>202,373</b>	<b>277,702</b>
<b>REPAIRS &amp; MAINTENANCE</b>		
<b>MAINTENANCE</b>		
Repairs And Maintenance PEC	205,690	305,617
Repairs And Maintenance PDPT	70,000	152,293
Repairs And Maintenance ITI	6,244	2,301
Garden Maintenance	3,600	48,161
House Keeping Maintenance	111,999	377,291
Vehicle Maintenance	178,000	69,000
Bus Repairs	469,735	536,387
<b>TOTAL</b>	<b>1,045,268</b>	<b>1,491,050</b>
<b>ADMINISTRATIVE EXPENSES</b>		
<b>FORWARDING CHARGES</b>		
Forwarding Charges-PDPT	7,036	1,947
Forwarding Charges-ITI	-	-
Forwarding Charges-PEC	15,673	22,098
<b>TOTAL</b>	<b>22,709</b>	<b>24,045</b>
<b>GENERAL EXPENSES</b>		
General Expenses - Transport	238,416	36,118
General Expenses PDPT	20,658	42,295
General Expenses PEC	-	-
House Rent Paid	-	-
TDS Filling Charges	-	-
<b>TOTAL</b>	<b>259,074</b>	<b>78,413</b>
<b>POOJA EXPENSES</b>		
Pooja Expenses - Transport	26,030	8,882
Pooja Expenses	-	34,905
Pooja Expenses-ITI	-	-
Pooja Expenses-PDPT	-	-
<b>TOTAL</b>	<b>26,030</b>	<b>43,787</b>





SUB SCHEDULES TO INCOME&EXPENDITURE ACCOUNT		
PARTICULARS	FOR THE YEAR ENDED 31.03.2022	FOR THE YEAR ENDED 31.03.2021
<b>TRAVELLING &amp; CONVEYANCE</b>		
Travelling And Conveyance ITI	10,500	3,305
Travelling And Conveyance PDPT	61,000	6,881
Travelling And Conveyance PEC	81,218	143,532
<b>TOTAL</b>	<b>152,718</b>	<b>153,718</b>
<b>OTHER EXPENSES</b>		
<b>ADVERTISING CHARGES</b>		
Advertisement Charges-ITI	2,200	600
Advertisement Charges-PDPT	-	800
Advertisement Charges-PEC	276,316	303,622
Promotional Expenses	-	303,000
<b>TOTAL</b>	<b>278,516</b>	<b>608,022</b>
<b>INSPECTION</b>		
Inspection & Affiliation Fees PEC	455,000	302,325
Inspection Fees - PDPT	75,000	2,700
Inspection Fees - ITI	5,000	12,975
Inspection Expenses - PEC	-	-
<b>TOTAL</b>	<b>535,000</b>	<b>318,000</b>
<b>PRINTING &amp; STATIONERY</b>		
Printing And Stationary ITI	7,010	6,695
Printing And Stationary PDPT	-	44,703
Printing And Stationary PEC	398,970	166,506
<b>TOTAL</b>	<b>405,980</b>	<b>217,904</b>
<b>POSTAGE &amp; TELEGRAM</b>		
Postage And Telegrams PDPT	1,420	2,002
Postage And Telegrams ITI	-	3,185
Postage And Telegrams PEC	12,929	13,732
<b>TOTAL</b>	<b>14,349</b>	<b>18,919</b>
<b>COMMUNICATION EXPENSES</b>		
Internet Charges - ITI	3,257	11,835
Internet & Telephone Charges - PDPT	6,134	20,798
Internet & Telephone Charges - PEC	46,887	585,611
<b>TOTAL</b>	<b>56,278</b>	<b>618,244</b>
<b>LAB CONSUMABLES</b>		
Lab Consumables - PDPT	34,690	675
Lab Consumables - PEC	16,750	14,716
Lab Consumables - ITI	5,000	8,222
<b>TOTAL</b>	<b>56,440</b>	<b>23,613</b>
<b>TUI FEES REFUND</b>		
Tui Fees Refund - ITI	-	-
Tui Fees Refund - PDPT	10,500	12,000
Tui Fees Refund - PEC	61,000	333,900
<b>TOTAL</b>	<b>71,500</b>	<b>345,900</b>
<b>SPORTS &amp; CULTURE</b>		
Sports And Culture - PDPT	-	-
Sports And Culture - PEC	-	13,320
<b>TOTAL</b>	<b>-</b>	<b>13,320</b>





**SCHEDULE:3&12:FIXED ASSETS & DEPRECIATION**

Particulars	Rate	WDV as on 1.4.2021	ADDITIONS	DELETIONS	Total	Depreciation	WDV as on 31.3.2022
BUILDING	10%	14,783,659	-	-	14,783,659	1,478,366	13,305,293
CANTEEN EQUIPMENT - PEC	15%	4,713	-	-	4,713	707	4,006
CAR PITC	15%	2,180	-	-	2,180	327	1,853
COLLEGE BUS - PEC	30%	14,192	-	-	14,192	4,258	9,935
COMPUTER & SOFTWARE - PEC	40%	494,180	21,050	-	515,230	206,092	309,138
COMPUTER & SOFTWARE - ITI	40%	59,400	5,250	-	64,650	25,860	38,790
COMPUTER & SOFTWARE - PDPT	40%	94,988	8,100	-	103,088	41,235	61,853
ELECTRICAL FITTINGS - PEC	10%	12,907,968	716,503	-	13,624,471	1,362,447	12,262,023
ELECTRICAL FITTINGS - PDPT	10%	139,368	13,016	-	152,384	15,238	137,145
ELECTRICAL FITTINGS - ITI	10%	17,787	-	-	17,787	1,779	16,008
FURNITURE & FIXTURES - PEC	10%	3,672,113	276,739	-	3,948,852	394,885	3,553,967
FURNITURE & FIXTURES - PDPT	10%	191,494	600	-	192,094	19,209	172,885
FURNITURE & FIXTURES - ITI	10%	9,961	-	-	9,961	996	8,965
GENSET	15%	276,933	-	-	276,933	41,540	235,393
HOSTEL & EQUIPMENT - PEC	15%	69,353	-	-	69,353	10,403	58,950
LAB EQUIPMENTS-PEC	15%	7,276,711	-	-	7,276,711	1,091,507	6,185,204
LAB EQUIPMENTS-PDPT	15%	2,020,471	6,560	-	2,027,031	304,055	1,722,976
LAB EQUIPMENTS-ITI	15%	550,472	-	-	550,472	82,571	467,902
PLANT AND MACHINERY	15%	42,917	-	-	42,917	6,438	36,479
LAND - PEC	0%	2,304,135	-	-	2,304,135	-	2,304,135
LIBRARY BOOKS-PEC	40%	345,484	38,690	-	384,174	153,670	230,504
LIBRARY BOOKS - PDPT	40%	546	-	-	546	219	328
OFFICE EQUIPMENT	15%	555,292	-	-	555,292	83,294	471,998
ROAD LAYING CHARGES	10%	1,486,080	-	-	1,486,080	148,608	1,337,472
SPORTS MATERIALS	15%	107,661	-	-	107,661	16,149	91,512
VEHICLE	15%	11,091,609	1,820,000	-	12,911,609	1,936,741	10,974,867
WORKSHOP PITC	15%	17,878	-	-	17,878	2,682	15,196
XEROX MACHINE - PEC	15%	209,637	-	-	209,637	31,446	178,191
BORE WELL MOTOR	15%	109,878	-	-	109,878	16,482	93,396
BUILDING UNDER CONSTRUCTION (Material)	10%	59,228,272	602,964	-	59,831,236	5,983,124	53,848,112
BUILDING UNDER CONSTRUCTION (Labour)	10%	3,674,758	1,061,792	-	4,736,550	473,655	4,262,895
Books & Note Books	100%	-	835,453	-	835,453	835,453	-
Computer	40%	726,000	14,400	-	740,400	296,160	444,240
Internet leased Line Equipment	10%	618,243	6,300	-	624,543	62,454	562,089
		<b>123,104,331</b>	<b>5,427,417</b>	<b>-</b>	<b>128,531,748</b>	<b>15,128,047</b>	<b>113,403,701</b>

Handwritten: 24733877  
Circular Stamp: HANURAN & MURUGAN  
Handwritten: 24733766  
Handwritten: Chennai - 24